
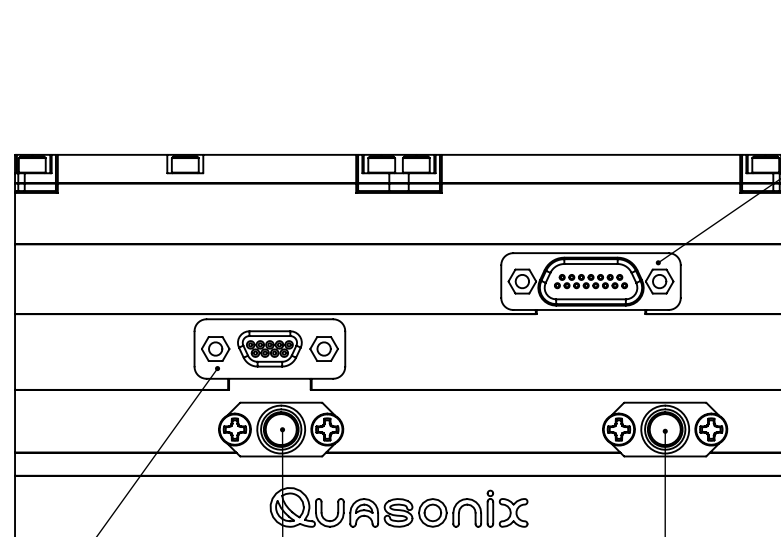
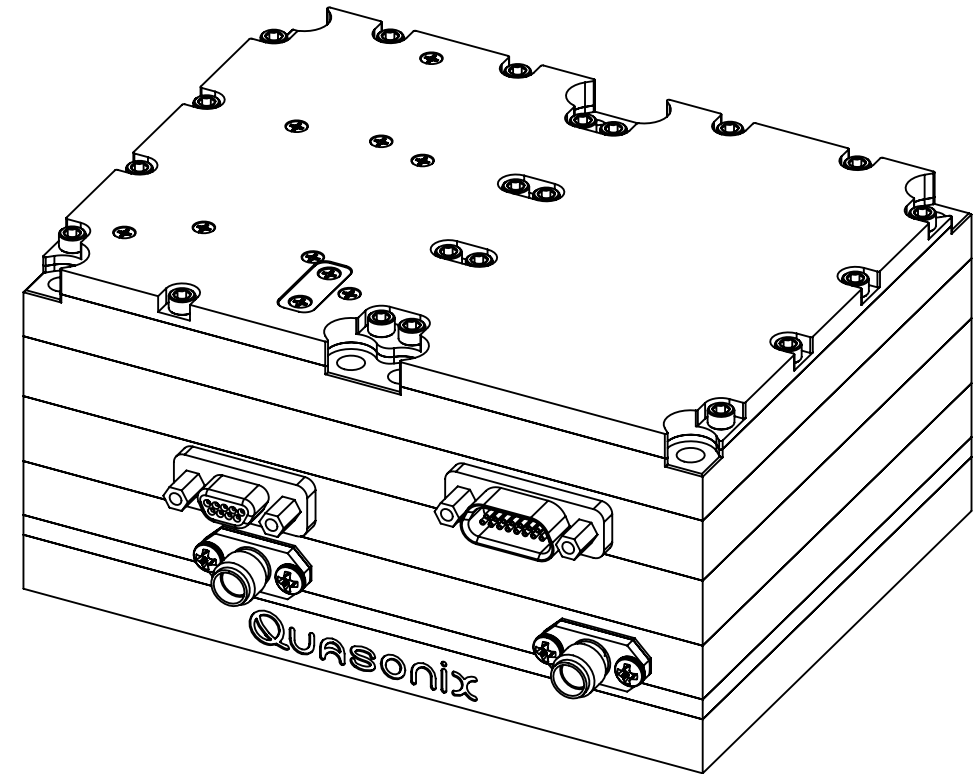
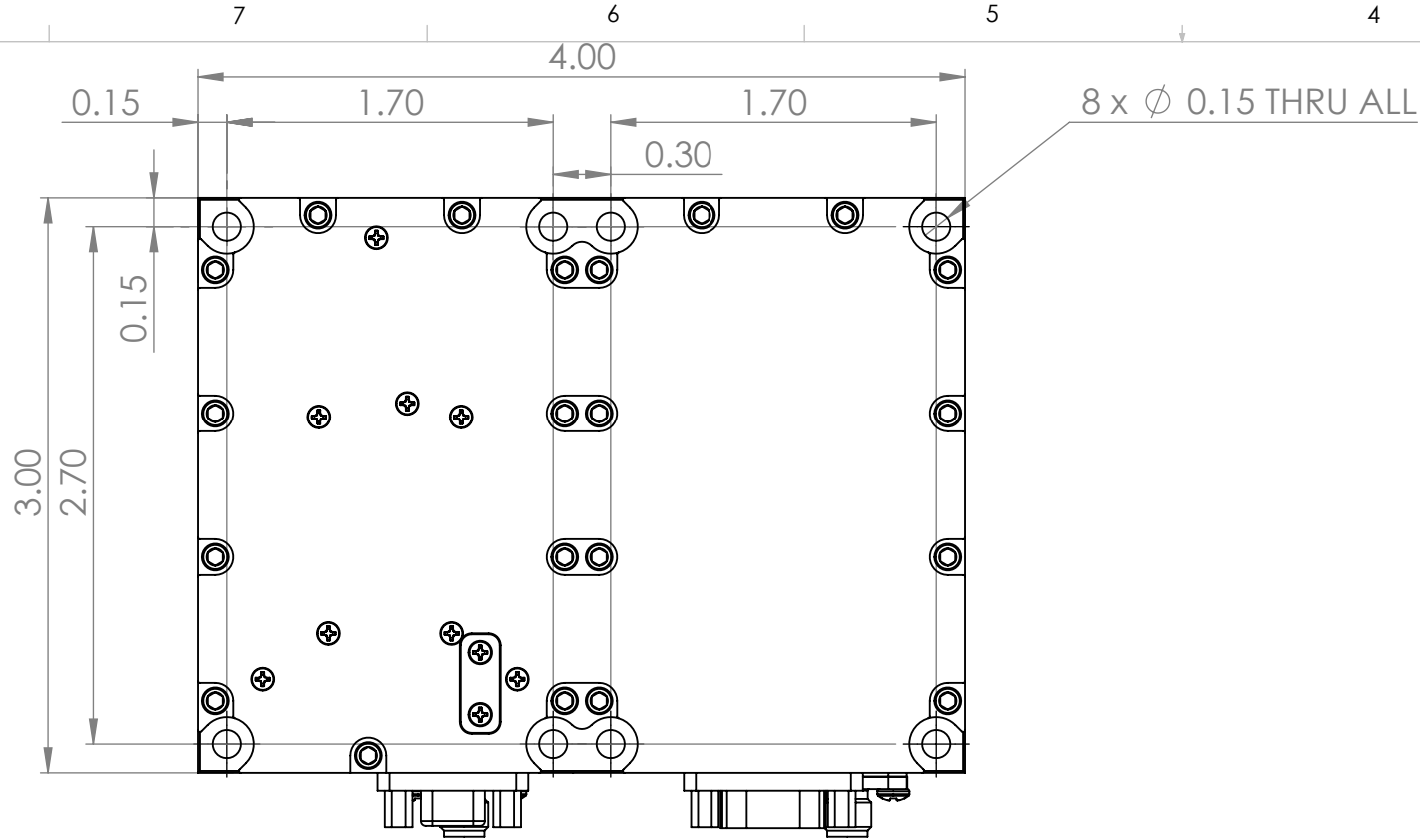


PROPRIETARY AND CONFIDENTIAL
THE INFORMATION CONTAINED IN THIS
DRAWING IS THE SOLE PROPERTY OF
QUASONIX INC. ANY REPRODUCTION
IN PART OR AS A WHOLEWITHOUT THE
WRITTEN PERMISSION OF QUASONIX INC.
IS PROHIBITED.



SECONDARY CONNECTOR
MDM-9 MALE

CH2
RF OUTPUT
SMA FEMALE

CH1
RF OUTPUT
SMA FEMALE

PRIMARY CONNECTOR
MDM-15 FEMALE

HEAT SINK THIS SURFACE

UNLESS OTHERWISE SPECIFIED: DIMENSIONS ARE IN INCHES TOLERANCES ARE: ANGULAR: MACH±1 BEND ±1 ONE PLACE DECIMAL ±0.1 TWO PLACE DECIMAL ±0.01 THREE PLACE DECIMAL ±0.003 FRACTIONS ±1/32 DO NOT SCALE DRAWING		DRAWN	NFE	10/13/19	TITLE: 24AL	
		ENG APPR.	NFE	10/13/19		
		MATERIAL: N/A			SIZE	DWG. NO.
		FINISH: N/A			B	QS-TX-24ALXXX
HOLE DIA.		TOLERANCE		REV		
.0135 THRU .125		+.004 -.001		A		
.126 THRU .250		+.005 -.001				
.251 THRU .500		+.006 -.001				
.501 THRU .750		+.008 -.001				
.751 THRU 1.000		+.010 -.001				
1.001 THRU 2.000		+.012 -.001				
SCALE: 1:1		CAGE CODE: 3CJA9		SHEET 1 OF 1		