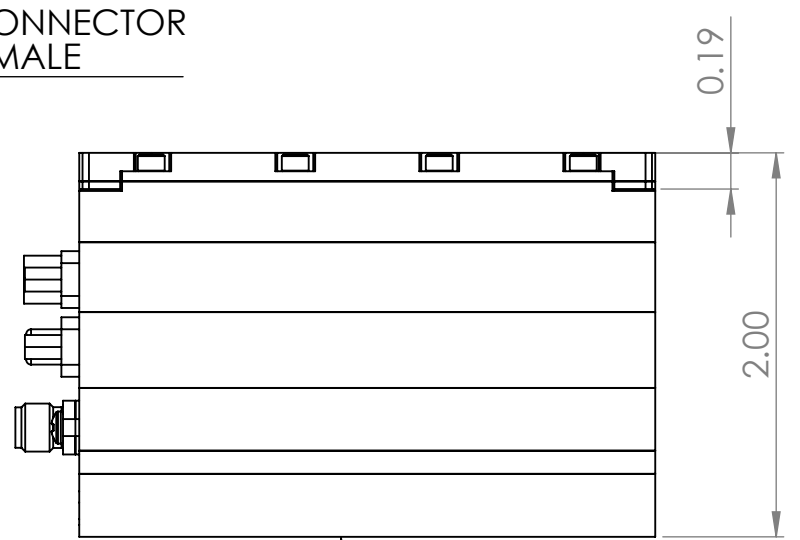
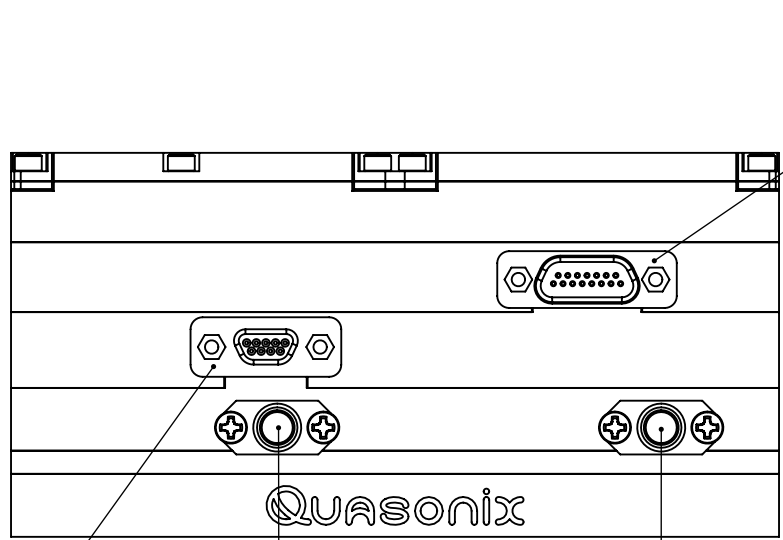
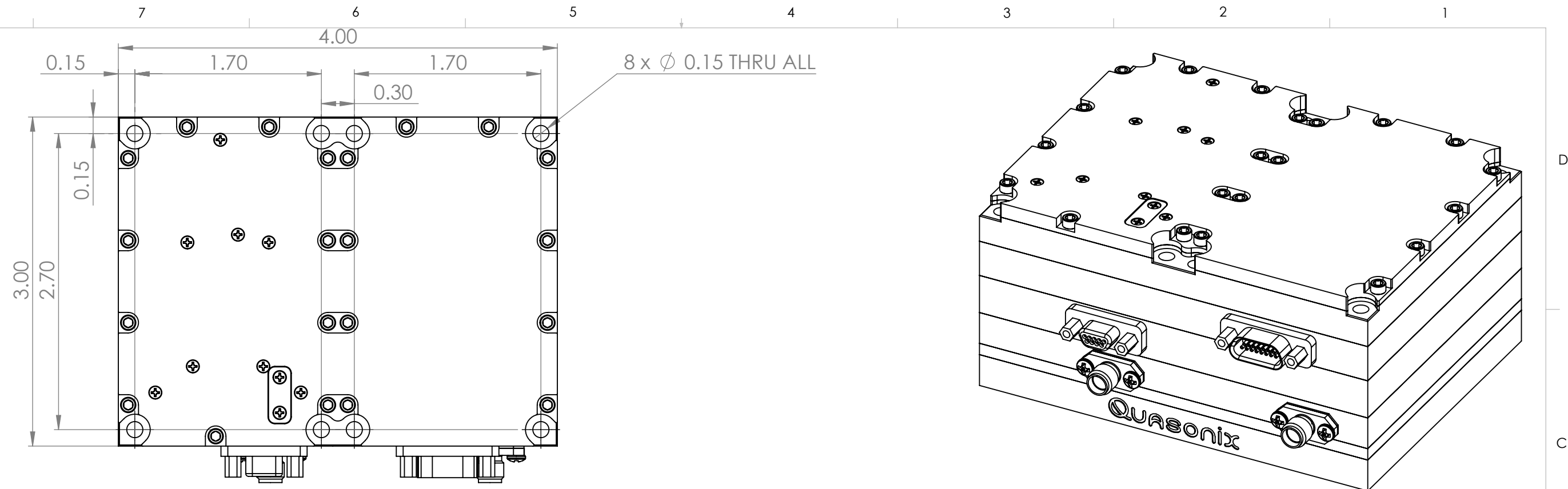


PROPRIETARY AND CONFIDENTIAL
 THE INFORMATION CONTAINED IN THIS DRAWING IS THE SOLE PROPERTY OF QUASONIX INC. ANY REPRODUCTION IN PART OR AS A WHOLE WITHOUT THE WRITTEN PERMISSION OF QUASONIX INC. IS PROHIBITED.



SECONDARY CONNECTOR
MDM-9 MALE

RF OUTPUT
SMA FEMALE
CH2

RF OUTPUT
SMA FEMALE
CH1

PRIMARY CONNECTOR
MDM-15 FEMALE

HEAT SINK THIS SURFACE

UNLESS OTHERWISE SPECIFIED:
 DIMENSIONS ARE IN INCHES
 TOLERANCES ARE:
 ANGULAR: MACH ±1 BEND ±1
 ONE PLACE DECIMAL ±0.1
 TWO PLACE DECIMAL ±0.01
 THREE PLACE DECIMAL ±0.003
 FRACTIONS ±1/32
 DO NOT SCALE DRAWING

HOLE DIA.	TOLERANCE
.0135 THRU .125	+0.004 -0.001
.126 THRU .250	+0.005 -0.001
.251 THRU .500	+0.006 -0.001
.501 THRU .750	+0.008 -0.001
.751 THRU 1.000	+0.010 -0.001
1.001 THRU 2.000	+0.012 -0.001

	NAME	DATE
DRAWN	NFE	3/29/19
ENG APPR.	NFE	3/29/19
MATERIAL:	N/A	
FINISH:	N/A	

Quasonix

TITLE: 24AJ		
SIZE B	DWG. NO. QS-TX-24AJXXX	REV A
SCALE: 1:1	CAGE CODE: 3CJA9	SHEET 1 OF 1